

WHITEHALL



WHITTINGHAM
PLACE



Four bedroom detached family home
with separate double garage

This home features...

- Beautifully designed contemporary kitchen with integrated branded appliances
- Open plan kitchen/diner, utility and WC
- Four generous double bedrooms, master ensuite
- Large family bathroom
- Spacious family lounge
- Generous turfed and fenced gardens
- Separate double garage and private driveway
- Quality fixtures & fittings throughout

WHITEHALL

Four bedroom detached home with separate double garage



WHITTINGHAM
PLACE



GROUND FLOOR

	METRES	FEET/INCHES
LIVING ROOM	4.91 x 5.46	16.12 x 17.92
KITCHEN/ DINING/ FAMILY	3.04 x 8.05	9.96 x 26.41
UTILITY	1.94 x 1.75	6.35 x 5.74
WC	1.03 x 1.74	3.37 x 5.71
GARAGE	5.97 x 6.14	19.6 x 20.14

FIRST FLOOR

	METRES	FEET/INCHES
BEDROOM ONE	4.44 x 3.11	14.56 x 10.19
ENSUITE	1.91 x 1.96	6.26 x 6.44
BEDROOM TWO	3.3 x 3.1	10.82 x 10.17
BEDROOM THREE	3.08 x 2.9	10.12 x 9.51
BEDROOM FOUR	3.03 x 2.51	9.92 x 8.22
BATHROOM	2.47 x 1.93	8.11 x 6.32

TOTAL FLOOR AREA: 1418 sq.ft (131.82 sq.m) approx.





The illustration and dimensions shown are for a typical plot and not necessarily specific. Specification will vary from plot to plot Please contact Dewhurst Homes for detailed plans.

Benefits Include...

Beautifully designed Contemporary Kitchen with integrated branded appliances | 5 burner induction or 4 ring gas hob with extractor | Patio doors leading to fully fenced & turfed garden with patio | White Vitra sanitary ware with Hansgrohe (or equivalent) fittings | Porcelain tiling | Heated towel rails | White downlighters | Modern doors | White painted staircase with white handrails & newel posts | Neutral decor throughout | Security alarm | Smoke alarm | Fibre optic BT masterboxes | Front landscaping and turfing | Exterior lighting | Integral double garage | Private driveway | Electric vehicle charging provision | 10 year warranty... and so much more.

SEE NEW PARK GROUP SPECIFICATION SHEET FOR FULL DETAILS

SITE MAP

- 
THE WINDSOR
 5 BED DETACHED HOUSE WITH INTEGRATED
 DOUBLE GARAGE (PLOTS 4, 6, 11 & 13)
- 
THE BALMORAL
 4 BED DETACHED HOUSE-WITH SEPARATE
 DOUBLE GARAGE (PLOTS 3, 10 & 14)
- 
THE WHITEHALL
 4 BED DETACHED HOUSE WITH SEPARATE
 DOUBLE GARAGE (PLOTS 8 & 16)
- 
THE SANDRINGHAM
 4 BED DETACHED HOUSE WITH SEPARATE
 DOUBLE GARAGE (PLOTS 7, 9 & 15)
- 
THE LOWTHER
 4 BED DETACHED HOUSE WITH INTEGRATED
 DOUBLE GARAGE (PLOTS 5 & 12)



Site map is indicative and for illustrative purposes only.





WHITTINGHAM PLACE

WHITTINGHAM LANE, BROUGHTON PR3 5EB

Appointments



DEWHURST HOMES

01772 788811
fulwood@dewhursthomes.co.uk



NEW PARK
GROUP